

**Physical Therapy
Practitioner Performance Summary**



Name: **MICHIGAN PAIN CONSULTANTS - Paris Ave**

Network: **Blue Care Network**

Peer Group: **Independent Physical Therapy**

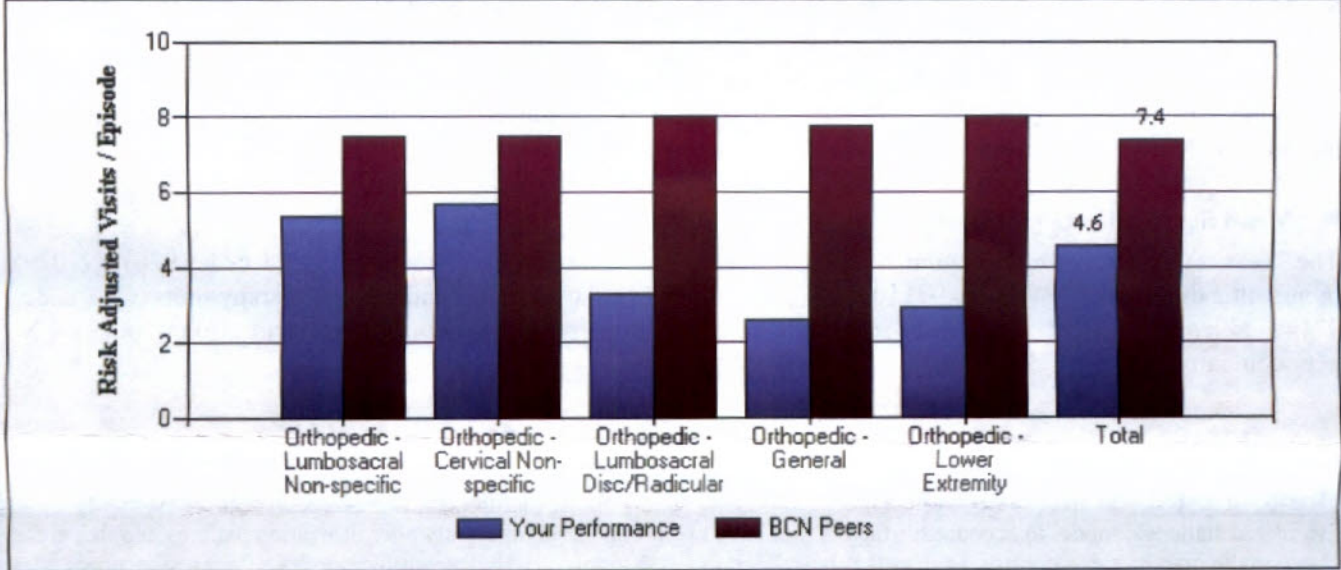
Reporting Period: **11/01/2013 - 10/31/2014**

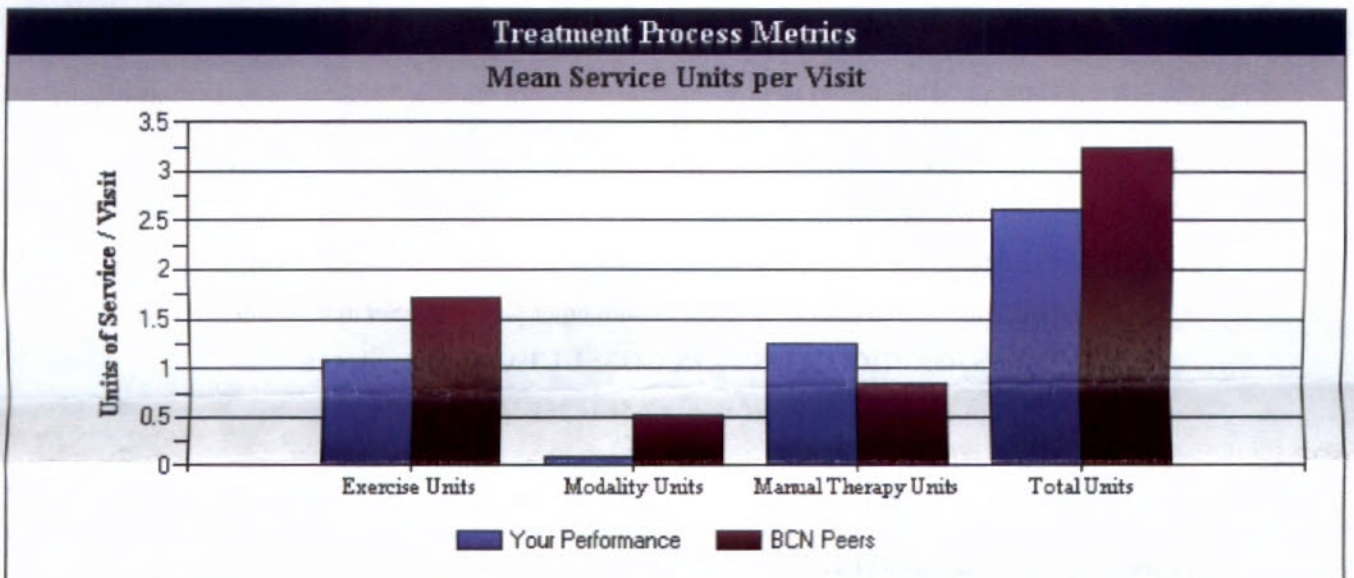
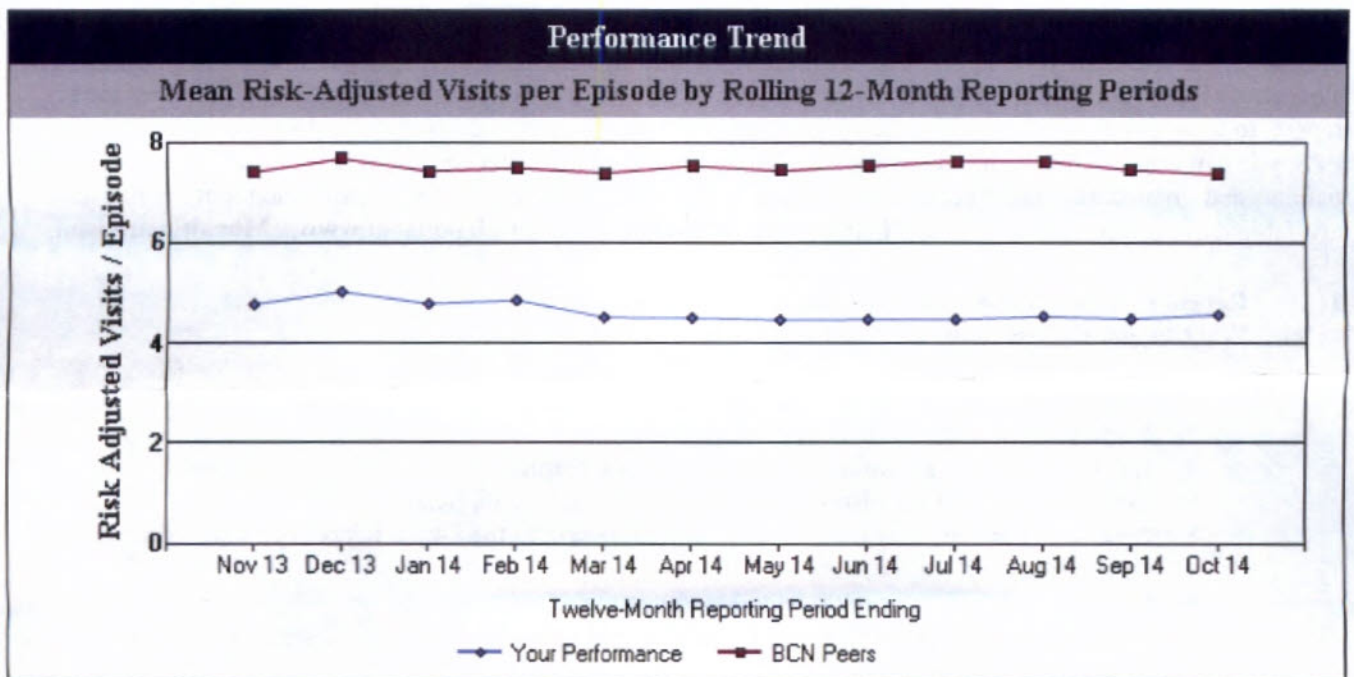
Practitioner Performance Summary

The Practitioner Performance Summary (PPS) provides you with a suite of reports that compares your risk-adjusted treatment efficiency metrics to Blue Care Network (BCN) peer performance standards. As shown below, these reports allow you to understand differences between your group's practice patterns and your network peers and to track changes in your performance over time.**

The data compiled in the PPS has been aggregated according to your BCN Provider ID(s). The PPS will be mailed quarterly and is available online at www.LMhealthcare.com.

Clinically Related Diagnostic Categories
Mean Risk-Adjusted Visits per Episode for Top 5 Clinical Categories





**Please refer to the PPS Reference Guide that accompanies this report for metric definitions and chart descriptions. Landmark's interactive, online Practitioner Performance Summary offers additional data providing greater levels of detail. The online Practitioner Performance Summary, the PPS FAQs, and Physical Therapy Clinical Practice Guidelines can be accessed through Landmark's secure web portal, Landmark Connect™, at www.LMhealthcare.com

Should you have any questions regarding this evaluation, please contact the Clinical Management Department at (877) 531-9139 between 8:30 a.m. and 5:00 p.m.